



Fnatic STREAK80 LP



COMPETITION MODE



PRESS "FN" & "ESC" TO TURN ON COMPETITION MODE. PRESS AGAIN TO TURN IT OFF.

CERTAIN KEYS SUCH AS THE WINDOWS KEY WILL NOT WORK IN COMPETITION MODE. YOU CAN CUSTOMISE THIS IN FNATIC OP.



FUNCTION KEY LOCK



PRESS "FN" & "END" TO TURN ON FN LOCK. PRESS AGAIN TO TURN IT OFF.

LOCKING THE FN LAYERS MAKES IT SO YOU DO NOT HAVE TO HOLD THE FN KEY TO EXECUTE ANY SECONDARY KEY FUNCTION.

EXAMPLE: WITH FN LOCK ON, PRESSING F12 WILL MUTE/UNMUTE AUDIO. WITH FN LOCK OFF, YOU WOULD NEED TO PRESS FN + F12.



LED BRIGHTNESS ADJUSTMENT












PRESS "FN" & "UP" KEY TO RAISE THE BRIGHTNESS

PRESS "FN" & "DOWN" KEY TO LOWER THE BRIGHTNESS

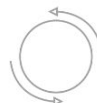


CYCLING LIGHTING EFFECTS

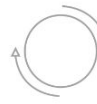
- ①  +  PRESS "FN" & "DEL" KEY TO ENTER LIGHTING EFFECT SELECTION MODE
- ②  OR  PRESS "LEFT" OR "RIGHT" ARROW TO CYCLE THROUGH EFFECTS
- ③  OR  PRESS "UP" OR "DOWN" ARROW TO CHANGE PROPERTIES OF CERTAIN EFFECTS
- ④  OR  TO CONFIRM THE EFFECT PRESS "DEL" KEY. TO CANCEL PRESS "ESC" KEY



VOLUME ADJUSTMENT




TURN THE VOLUME WHEEL
COUNTER-CLOCKWISE TO DECREASE VOLUME



TURN THE VOLUME WHEEL CLOCKWISE TO
INCREASE VOLUME



PRESS THE VOLUME WHEEL IN TO MUTE.
PRESS AGAIN TO UNMUTE.



FACTORY RESET



USE A PIN TO PRESS AND HOLD THE BUTTON
IN THE SMALL HOLE FOR 10 SECONDS.



AFTER 10 SECONDS YOU CAN RELEASE THE BUTTONS.
ALL KEYS WILL FLASH AFTER A SUCCESSFUL RESET.

